

SENSOR OPERATED

Dualflow Plus with brushless motor



M24A/ M24A-DES/ M24A-I/ M24A-DES-I
White finish



M24AB/ M24AB-DES/ M24AB-I/ M24AB-DES-I
Black finish



M24ACS/ M24ACS-DES/ M24ACS-I/ M24ACS-DES-I
Satin finish

General description

- Automatic double-sided high-speed hand dryer with maintenance-free brushless motor, ensuring long lifespan, ideal for an intensive usage and, therefore, suitable for high traffic facilities.
- Water collection area with no-splash design, which prevents the residual water from drying hands to end up on the floor, thus keeping it dry and preventing slipping hazard.
- Dualflow Plus is a touchless hand dryer because it starts and stops automatically thanks to a pair of IR sensors in both sides of the device for automatic hands detection, creating, therefore, the optimal hygienic conditions because it confines the growth of bacteria.
- It incorporates a HEPA filter media that filters the solid particles in suspension (pollen, dust mites, tobacco smoke, etc.) significantly improving air quality.
- Proven antimicrobial and antibacterial protection using silver ion technology from Biocote®, providing a total antimicrobial solution. These ions inhibit the reproduction of micro-organisms in the product throughout its lifetime.
- It can be delivered, optionally, with an ionizer ("Ion Hygienic" technology) that purifies the air through negatively charged particles (anions), eliminating most of the particles and germs carried by the air, making it more healthy and pure.
- Universal voltage. It works indistinctly at electrical voltages of 100-120 V or 220-240 V.
- Motor power adjustable, allowing electricity consumption to be regulated (between 250 and 1,100W).
- Maximum air speed 410 Km/h.
- Dries hands in only 8 / 15 seconds.
- 30 second maximum continuous running time.
- Lowest noise level in its category. (62 dBA in ECO mode).
- Optionally, and by means of a kit for the connection to the waste pipe, code KITDESM14A, the Dualflow Plus can be connected directly to the waste pipe.
- 5-Year Warranty.

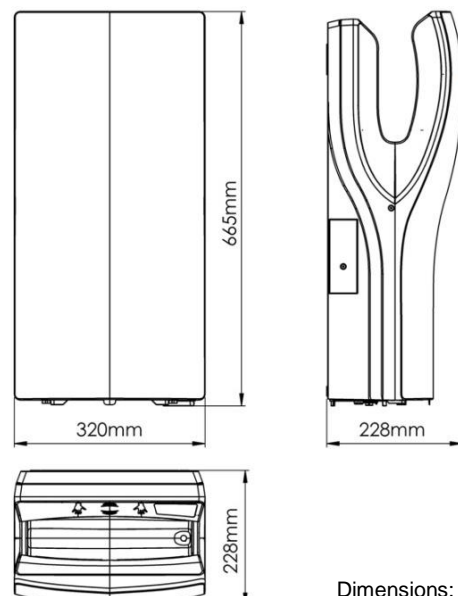
Components and materials

- COVER:** made of high impact ABS, 3 mm thick.
- BASE PLATE:** made of plastic PA6V0.
- MOTOR:** extremely durable high-speed Class F brushless motor, maintenance free, with adjustable power, allowing electricity consumption and sound pressure to be regulated.
- HEATING ELEMENT:** minimum waved wire NiCr heating element of 200W, mounted on a mica frame that incorporates a self-resetable thermal cut-off which disconnect the whole appliance. The heating element can be disconnected by means of an ON/OFF switch.

Technical Specifications

Voltage	100 - 240V
Frequency	50/60Hz
Electrical Isolation	Class I
Total power	250 – 1,100W
Consumption	1.3 – 4.8A
Motor power	900W
Rpm	17,600 – 27,600
Heating element power	200W or 0W (ON/OFF switch)
Dimensions	665x320x228 mm
Weight	8.5Kg
Cover thickness	3mm
Drying time	8-15sec
Effective airflow	101 - 177 m ³ /h (1,680 - 2,950 l/min)
Air velocity	234 – 410Km/h
Air temperature (10 cm distance/23°C)	38°C
Sound pressure (at 2m)	62 – 72dBA
Protection rating	IPX4

Dimensions



Dimensions: ± 4%

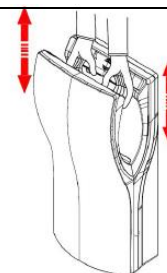
- **HEPA FILTER MEDIA:** cartridge that holds an HEPA filter media that filters suspended solid particles (pollen, dust mites, cigarette smoke, etc.), notably improving the air quality. Furthermore, this cartridge also contains and activated carbon filtering media that neutralizes odours and absorbs fumes and gases, helping avoid bad odours.
- **IONIZER:** cleans and purifies the air through negative ions (anions) which remove microscopic particles from the air making it healthier (optional).
- **CONNECTION TO THE WASTE PIPE:** optionally, and by means of a kit for the connection to the waste pipe, code KITDESM24A, the Dualflow Plus can be connected directly to the waste pipe. Thus, the emptying of the water tank is eliminated because the water always goes directly to the waste pipe.
- **INNER TANK:** collects the water. It is removable and it has an external valve for easy emptying.
- Optionally, and by means of a kit for the connection to the waste pipe, code KITDESM24A, the Dualflow Plus can be connected directly to the waste pipe.
- **AUTO CHECK-IN LIGHTING PANEL:** for fast diagnosis of the dryer (green - machine running, blue - full tank, red - check engine). Optical and acoustic warning of full tank.
- **ODOR NEUTRALIZER:** for a cleaner and more pleasant atmosphere in the bathroom. (optional).

Codes

		HAND DRYER CODES			
Cover material	Cover finish	Neither connection to the waste pipe nor ionizer	With connection to the waste pipe	With ionizer	With connection to the waste pipe and ionizer
ABS	White	M24A	M24A-DES	M24A-I	M24A-DES-I
ABS	Black	M24AB	M24AB-DES	M24AB-I	M24AB-DES-I
ABS	Satin	M24ACS	M24ACS-DES	M24ACS-I	M24ACS-DES-I

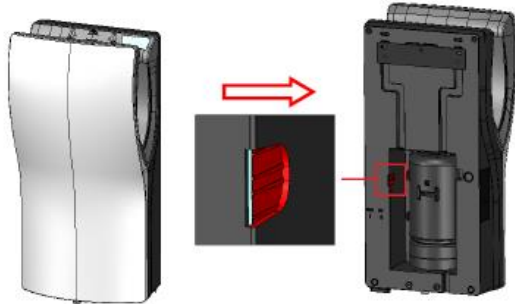
Operation

Place the hands between the air outflow valves, inside the hand dryer. The dryer will start automatically, and go on with no interruption as long as the hands are kept in the detection range of the sensor. Move the hands vertically in order to dry them completely. The appliance will stop 2 seconds after the hands are removed from the airflow.



Connection to the waste pipe

1



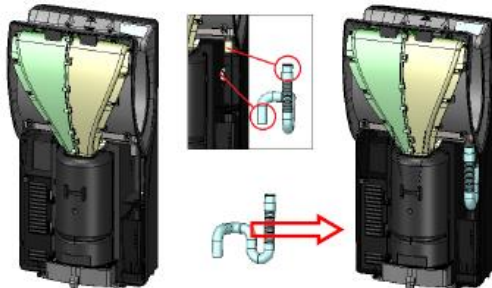
Break the flap on the rear side of the hand dryer base. Use a screwdriver and a hammer to do it more easily

2



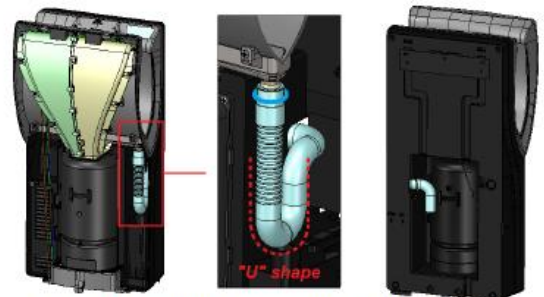
Disassemble the frontal cover and cut the original drain tube skim to the plastic union using a cutter

3

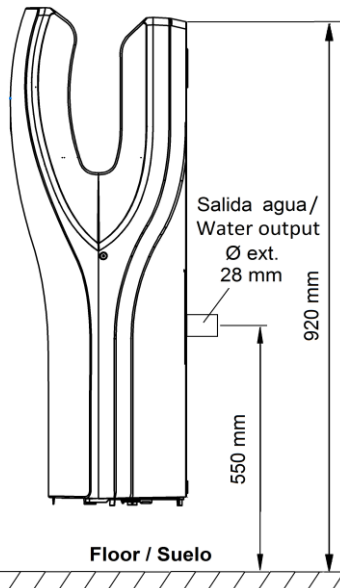


Introduce one end of the new tube through the new hole in the backside and fix the other side over the remaining part of the cut old tube using the provided flange

4




Confirm that the new tube maintains a "U" shape once assembled and connect the backside part of the tube to the waste pipe. Finally, assemble the frontal cover.



If the hand dryer is installed according to the installation instructions (upper back part of the dryer at 920 mm height), the main drain pipe installation should be approximately 450 mm from the water outlet height to the floor.

For other installation heights, the proportions shown in the figure on the left side must be taken into account.

For more information about the connection to the waste pipe, watch the following video:



Certificates and Qualifications



Electromagnetic
Compatibility
Regular Production
Surveillance



Mediclinics, S.A., reserves the right to make changes and/or modifications to the products and their specifications without prior notice.
Review: 10-21

© mediclinics S.A.

